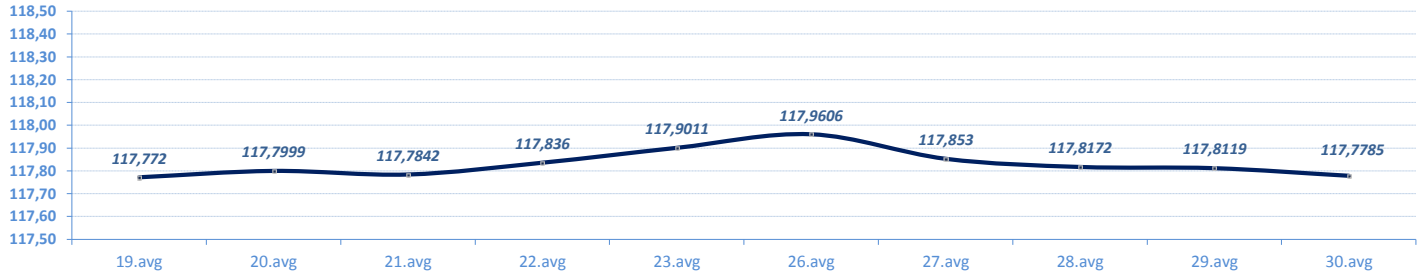


VESTI / NEWS

- **SREDNJI KURS EUR/RSD**: Dinar ojačao u odnosu na evro za 0,0334 dinara, srednji kurs 117,7785. Obim međubankarske trgovine evrom na dan 29. avgust do 12:30h iznosio je 4,3 miliona evra. NBS nije intervenisala na međubankarskom tržištu (od početka godine ukupno prodala 190 miliona evra i kupila 1.895 miliona evra).
- **BEOGRADSKA BERZA**: Indeksi zabeležili pad vrednosti, BELEX15 niži za 0,44 odsto, BELEXline za 0,32 odsto. Promet manji u odnosu na prethodni dan, na regulisanom tržištu najviše trgovano akcijama Alfa plama, Instituta za strane jezike Beograd, NIS-a, Messer Tehnogasa i Laste.

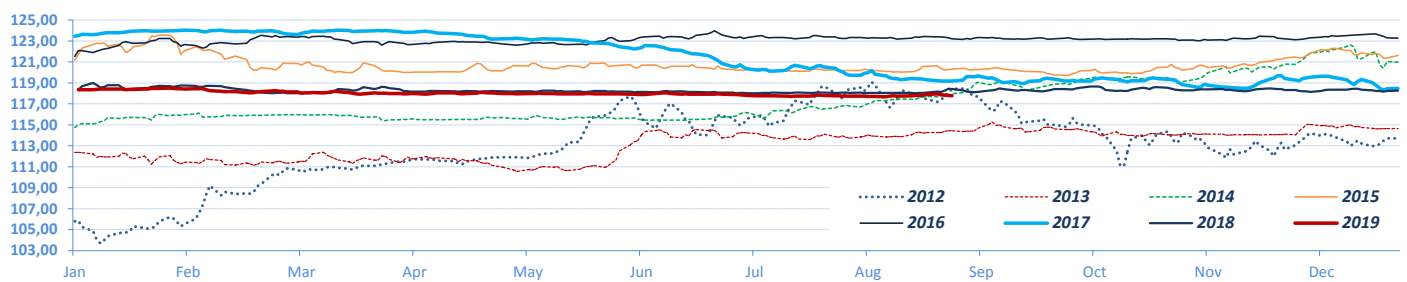
DEVIZNO TRŽIŠTE / FX MARKET

EUR / RSD (Srednji kurs / Official Middle Rate) ► 10 dana / 10 days

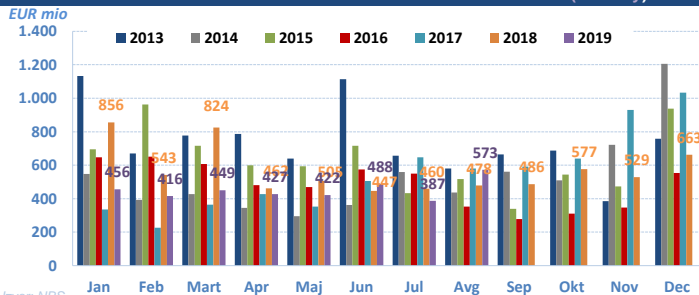


Izvor/Source: NBS

EUR / RSD (Srednji kurs/ Official middle rate) ► Jan -

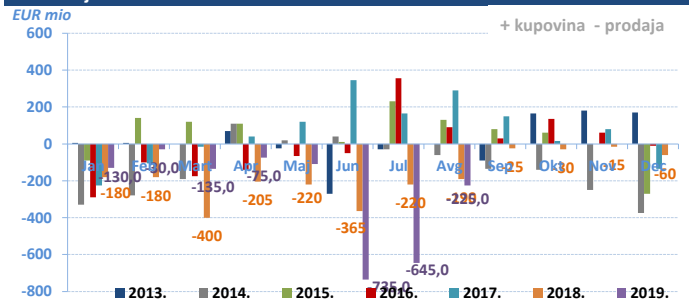


Promet na međubankarskom tržištu / Volumes on FX Interbank market (eur only)

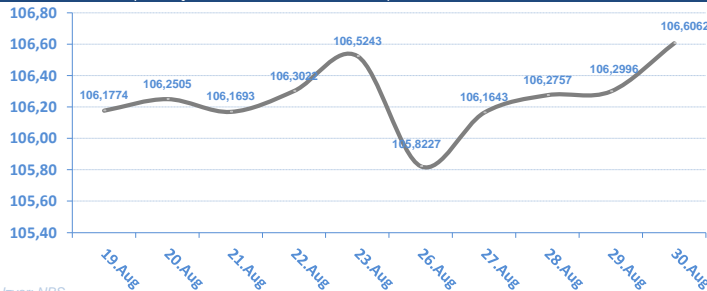


Izvor: NBS

Intervencije NBS na deviznom tržištu / NBS Interventions on FX interbank market

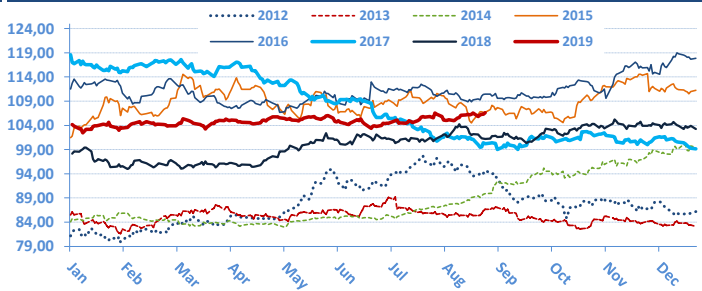


USD / RSD (Srednji kurs / Official middle rate) ► 10 dana / 10 days



Izvor: NBS

► Jan -



Monthly change	EUR/RSD	%	USD/RSD	%	Yearly change	EUR/RSD	%	USD/RSD	%
01.08.19	117,7449	-0,12%	106,5275	2,44%	30.08.19	117,7785	-0,48%	106,6062	8,63%
01.07.19	117,8875	-0,04%	103,9939	-1,42%	03.01.19	118,3439	0,00%	104,1851	6,16%
03.06.19	117,9288	-0,03%	105,4914	-0,08%	03.01.18	118,3431	-4,14%	98,1367	-17,25%
03.05.19	117,9626	-0,01%	105,5783	0,57%	04.01.17	123,4512	1,59%	118,6004	6,34%
01.04.19	117,9759	-0,13%	104,9794	1,06%	04.01.16	121,5145	0,30%	111,5324	9,90%
01.03.19	118,1291	-0,25%	103,8772	0,32%	05.01.15	121,1543	5,58%	101,4863	20,72%
01.02.19	118,4266	0,07%	103,5469	-0,61%	03.01.14	114,7559	2,14%	84,0641	-1,67%
03.01.19	118,3439	0,10%	104,1851	0,14%	03.01.13	112,3495	6,20%	85,4889	5,32%
03.12.18	118,2313	-0,06%	104,0402	-0,27%	04.01.12	105,7880	-0,21%	81,1693	2,16%
01.11.18	118,2984	-0,07%	104,3196	2,19%	04.01.11	106,0156	10,47%	79,4541	18,48%
01.10.18	118,3868	0,19%	102,0840	0,29%	04.01.10	95,9679	7,17%	67,0635	4,25%
03.09.18	118,1567	0,08%	101,7890	0,71%	05.01.09	89,5436	12,27%	64,3273	18,68%
01.08.18	118,0618		101,0717		03.01.08	79,7577		54,2016	

EUR / USD

► 10 dana / 10 days



EUR / USD

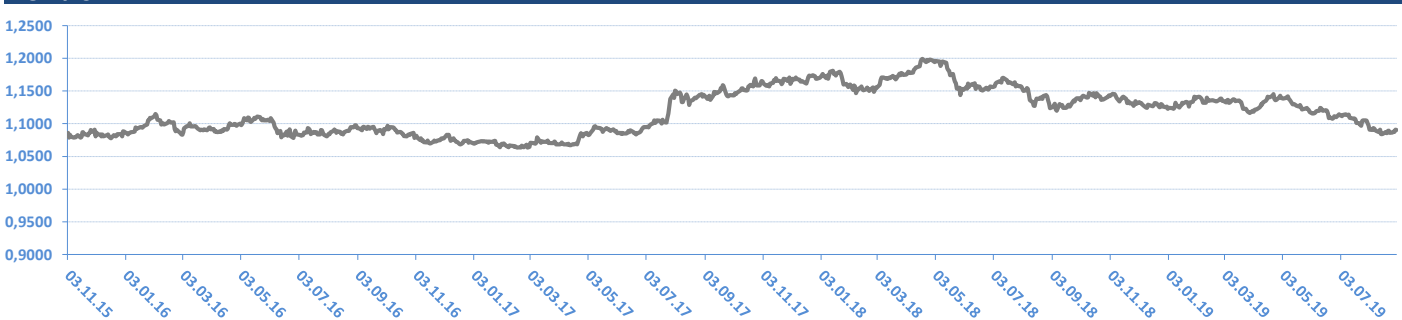


EUR / CHF

► 10 dana / 10 days



EUR / CHF



Izvor / Source: Reuters

30.08.2019 08:47:16

EUR / XX

Valutni par / CCY pair	Kupovni/BID	Prodajni/ASK
EUR/USD	1,1037	1,1039
EUR/JPY	117,4200	117,4600
EUR/GBP	0,9065	0,9069
EUR/CHF	1,0902	1,0905
EUR/DKK	7,4557	7,4562
EUR/NOK	10,0570	10,0620
EUR/SEK	10,8040	10,8070
EUR/CAD	1,4687	1,4692
EUR/AUD	1,6449	1,6452
EUR/HUF	331,5900	331,8000
EUR/CZK	25,9010	25,9080
EUR/PLN	4,3896	4,3912
EUR/HRK	7,3980	7,4030
EUR/RUB	73,5790	73,6490
EUR/NZD	1,7529	1,7534

USD / XX

Valutni par / CCY pair	Kupovni/BID	Prodajni/ASK
USD/EUR	0,9059	0,9059
USD/JPY	106,3700	106,4000
USD/GBP	0,8212	0,8215
USD/CHF	0,9877	0,9879
USD/DKK	6,7537	6,7557
USD/NOK	9,1107	9,1137
USD/SEK	9,7871	9,7901
USD/CAD	1,3306	1,3311
USD/AUD	1,4899	1,4903
USD/HUF	300,4300	300,5900
USD/CZK	23,4590	23,4790
USD/SKK	21,5460	21,6000
USD/PLN	3,9769	3,9778
USD/HRK	6,7053	6,7099
USD/RUB	66,6542	66,7119
USD/NZD	1,5876	1,5888

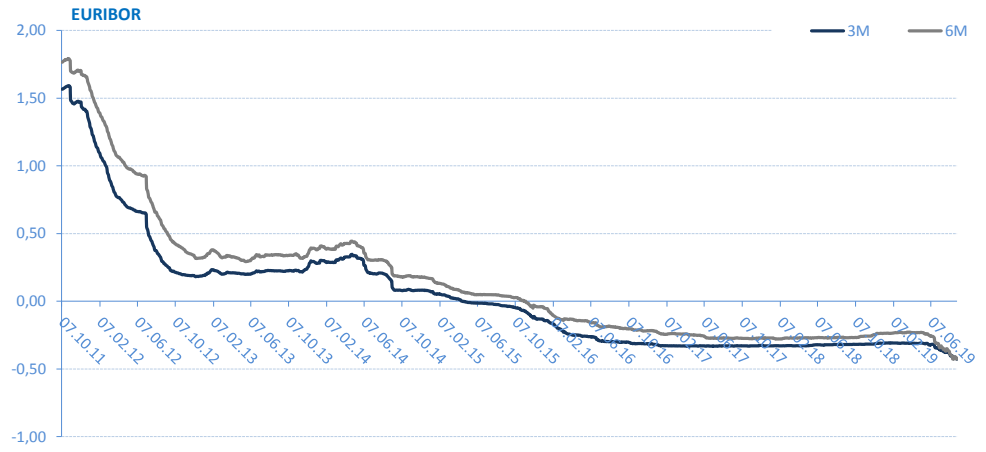
* Međunarodno devizno međubankarsko tržište / International FX Interbank Market

Izvor / Source: Reuters

EURIBOR

SW	-0,411
1M	-0,430
3M	-0,428
6M	-0,423
1Y	-0,375

* Izvor: Reuters; Objavljeno prethodnog radnog dana



Kamatne stope Centralnih Banaka

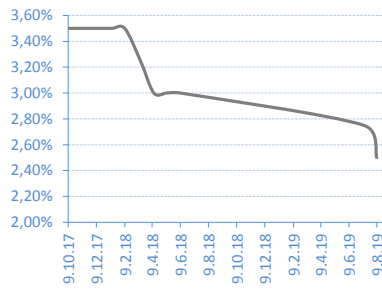
Interest rates of Central banks

CB	Kamatna stopa/Interest rate
USD	2,25
EUR	0,00
GBP	0,75
CAD	1,75
AUD	1,00
JPY	0,10

* Izvor: Reuters; Objavljeno prethodnog radnog dana

REFERENTNA KAMATNA STOPA NBS / NBS Key Policy Rates

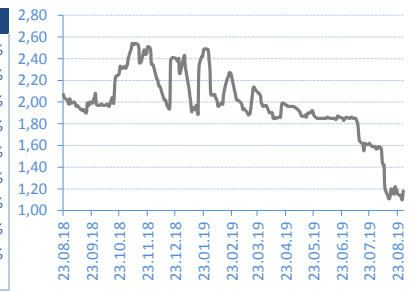
Date	Rate	Change (%)
08.08.19	2,50%	-9,09%
11.07.19	2,75%	-8,33%
08.06.18	3,00%	0,00%
10.05.18	3,00%	0,00%
12.04.18	3,00%	-7,69%
14.03.18	3,25%	-7,14%
08.02.18	3,50%	0,00%
11.01.18	3,50%	0,00%
07.12.17	3,50%	0,00%
09.11.17	3,50%	



* Izvor/Source: NBS

BEONIA

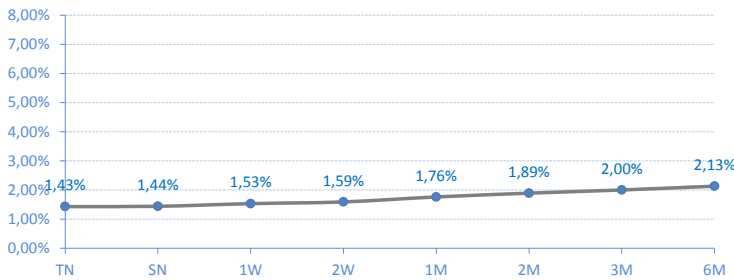
Date	Rate	Change (%)
29.08.19	1,18%	6,31%
27.08.19	1,11%	-2,63%
26.08.19	1,14%	-0,87%
23.08.19	1,15%	-3,36%
22.08.19	1,19%	0,00%
21.08.19	1,19%	-2,46%
20.08.19	1,22%	6,09%
19.08.19	1,15%	-4,17%
16.08.19	1,20%	4,35%
15.08.19	1,15%	



* Izvor/Source: Reuters; Objavljeno prethodnog radnog dana / Published on previous working day

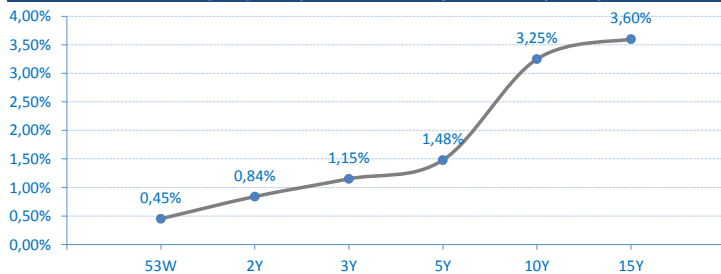
Kamatne stope/Prinos na tržištu / Market Interest Rates

Belibor



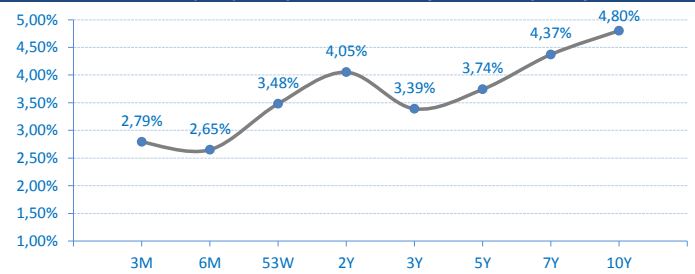
Državne HOV Republike Srbije u Evrima - prinosi sa poslednje aukcije

Government bonds (EUR) of Republic of Serbia - yield on last primary auction



Državne HOV Republike Srbije u Dinarima - prinosi sa poslednje aukcije

Government bonds (RSD) of Republic of Serbia - yield on last primary auction



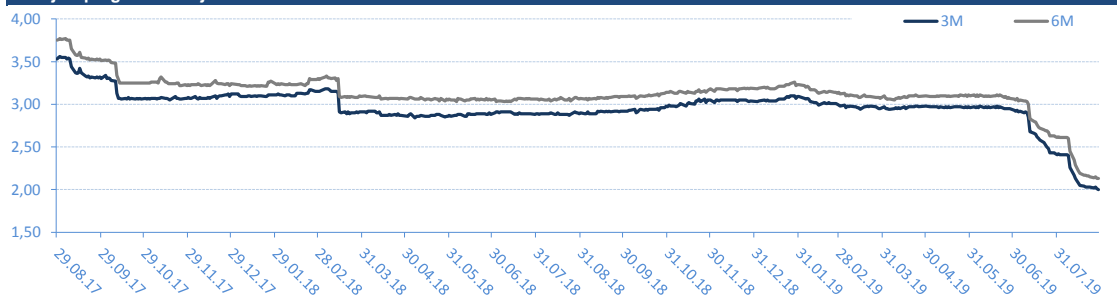
BELIBOR

Trenutne stope / Current rates

TN	1,43%
SN	1,44%
1W	1,53%
2W	1,59%
1M	1,76%
2M	1,89%
3M	2,00%
6M	2,13%

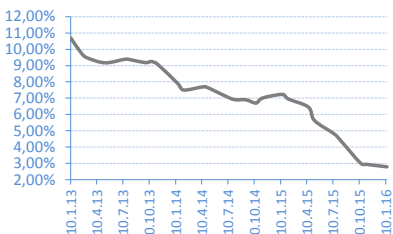
* Izvor/Source: Reuters; Objavljeno prethodnog radnog dana / Published on previous working day

Istorijski pregled kretanja 6M i 3M Belibor-a / Historical overview of 6M and 3M Belibor rates



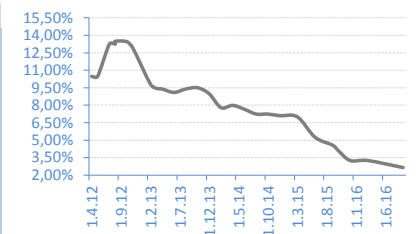
T-BILLS 3M - RSD

Date	Rate	Realisation
14.01.16	2,79%	100,00%
05.11.15	2,94%	100,00%
15.10.15	3,00%	92,18%
06.08.15	4,40%	96,26%
16.07.15	4,79%	98,47%
07.05.15	5,63%	92,92%
16.04.15	6,45%	100,00%
05.02.15	6,95%	45,05%



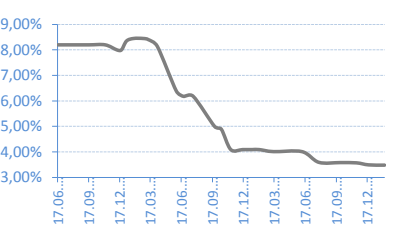
T-BILLS 6M - RSD

Date	Rate	Realisation
01.09.16	2,65%	23,03%
03.03.16	3,25%	96,46%
03.12.15	3,25%	97,22%
08.10.15	4,09%	100,00%
03.09.15	4,57%	87,90%
04.06.15	5,25%	93,30%
05.03.15	7,00%	21,33%
04.12.14	7,10%	100,00%



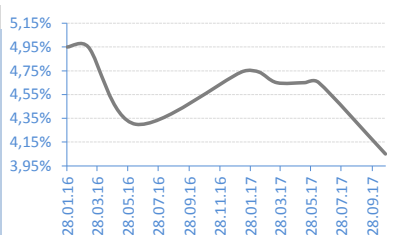
T-BILLS 53W - RSD

Date	Rate	Realisation
06.02.17	3,48%	17,91%
21.12.16	3,49%	32,22%
15.11.16	3,57%	45,64%
28.09.16	3,58%	52,92%
27.07.16	3,59%	49,07%
07.06.16	4,01%	78,06%
15.03.16	4,01%	16,73%
02.02.16	4,09%	63,42%



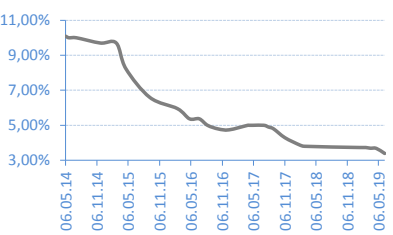
G-BONDS 2Y - RSD

Date	Rate	Realisation
24.10.17	4,05%	116,30%
13.06.17	4,65%	51,56%
16.05.17	4,65%	43,95%
21.03.17	4,65%	100,00%
13.02.17	4,74%	78,80%
10.01.17	4,74%	23,25%
13.06.16	4,30%	95,67%
10.03.16	4,95%	56,41%



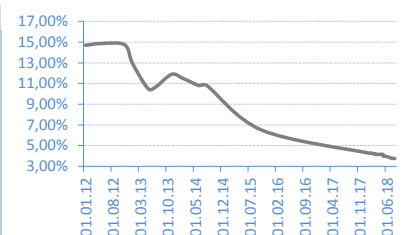
G-BONDS 3Y - RSD

Date	Rate	Realisation
11.06.19	3,39%	62,60%
23.04.19	3,68%	88,70%
19.03.19	3,69%	112,71%
20.02.19	3,73%	120,53%
15.01.19	3,73%	60,94%
28.02.18	3,80%	100,00%
30.01.18	3,88%	34,77%
06.11.17	4,29%	97,97%



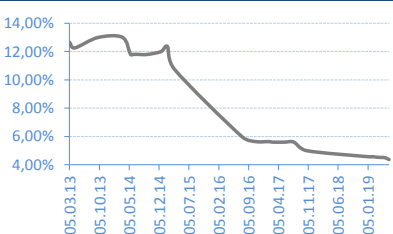
G-BONDS 5Y - RSD

Date	Rate	Realisation
11.09.18	3,74%	98,60%
14.08.18	3,75%	65,62%
17.07.18	3,80%	40,58%
05.06.18	3,95%	35,67%
22.05.18	3,99%	26,18%
08.05.18	4,15%	97,00%
24.04.18	4,15%	52,31%
10.04.18	4,15%	32,63%



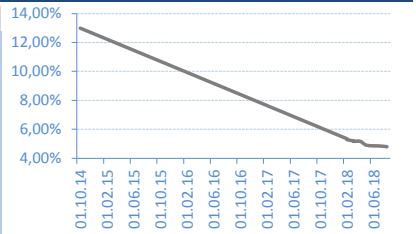
G-BONDS 7Y - RSD

Date	Rate	Realisation
04.06.19	4,37%	267,04%
07.05.19	4,50%	134,27%
10.04.19	4,52%	75,42%
05.03.19	4,54%	58,46%
12.02.19	4,57%	34,68%
30.01.19	4,57%	30,41%
09.01.19	4,57%	52,59%
23.10.17	5,00%	100,00%



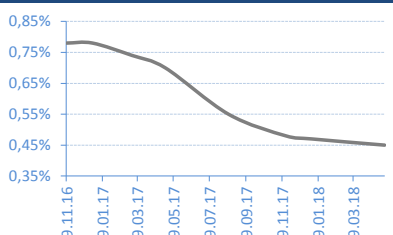
G-BONDS 10Y - RSD

Date	Rate	Realisation
07.08.18	4,80%	26,87%
10.07.18	4,85%	36,97%
15.05.18	4,90%	96,72%
03.04.18	5,17%	26,55%
20.03.18	5,17%	83,61%
06.03.18	5,20%	203,57%



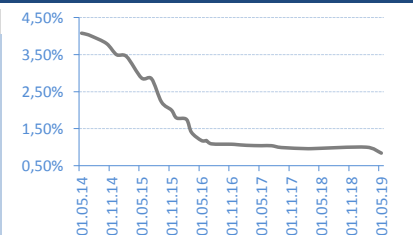
T-BILLS 53W - EUR

Date	Rate	Realisation
21.05.18	0,45%	100,00%
18.01.18	0,47%	98,00%
05.12.17	0,48%	100,00%
30.08.17	0,55%	50,00%
15.05.17	0,70%	91,30%
20.03.17	0,74%	60,00%
12.01.17	0,78%	46,20%
29.11.16	0,78%	100,00%



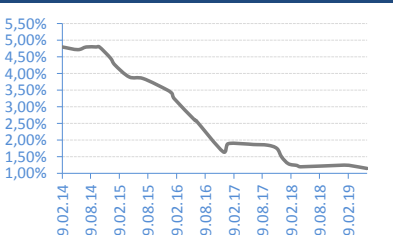
G-BONDS 2Y - EUR

Date	Rate	Realisation
27.05.19	0,84%	148,40%
19.02.19	1,00%	142,00%
22.03.18	0,96%	25,62%
01.02.18	0,96%	52,00%
14.09.17	0,99%	53,60%
12.07.17	1,04%	16,80%
23.05.17	1,04%	99,00%
14.02.17	1,05%	95,35%



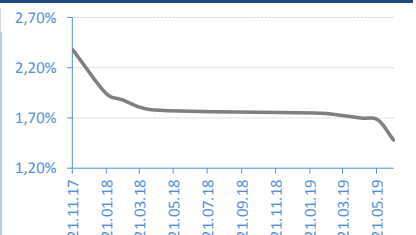
G-BONDS 3Y - EUR

Date	Rate	Realisation
18.06.19	1,15%	59,14%
12.03.19	1,23%	50,04%
23.01.19	1,25%	32,10%
20.04.18	1,20%	35,96%
28.03.18	1,24%	99,29%
02.02.18	1,29%	100,00%
21.12.17	1,49%	100,00%
20.11.17	1,75%	49,70%



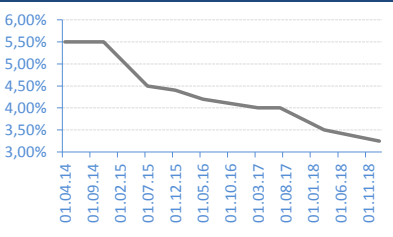
G-BONDS 5Y - EUR

Date	Rate	Realisation
20.06.19	1,48%	47,86%
23.05.19	1,68%	77,32%
22.04.19	1,70%	19,90%
27.02.19	1,74%	37,84%
29.01.19	1,75%	41,25%
16.04.18	1,78%	52,41%
19.02.18	1,88%	79,99%
19.01.18	1,95%	80,28%



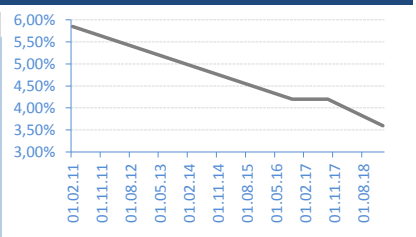
G-BONDS 10Y - EUR

Date	Rate	Realisation
16.01.19	3,25%	139,40%
26.03.18	3,50%	86,85%
13.07.17	4,00%	42,95%
15.03.17	4,00%	65,60%
25.05.16	4,20%	96,00%
04.12.15	4,40%	100,00%
28.07.15	4,50%	76,77%
19.11.14	5,50%	100,00%



G-BONDS 15Y - EUR

Date	Rate	Realisation
06.02.19	3,60%	100,00%
06.09.17	4,20%	70,13%
19.10.16	4,20%	100,00%



AKCIJE / Shares - REGULISANO TRŽIŠTE / REGULATED MARKET

Najtrgovanije HOV / Most Active

	Symbol	Closing price	% Change	Open	Max	Min	No of Trades	Volume	Volume RSD
Alfa plam a.d. Vranje	ALFA	31.000	0,00%	31.000	31.000	31.000	1	10	310.000
Institut za strane jezike a.d. Beograd	INSJ	10.000	24,84%	10.000	10.000	10.000	1	11	110.000
NIS a.d. Novi Sad	NIIS	682	0,00%	681	682	681	9	140	95.355
Messer Tehnogas a.d. Beograd	TGAS	12.000	-0,83%	12.000	12.000	12.000	1	3	36.000
Lasta a.d. Beograd	LSTA	540	0,00%	540	540	540	2	8	4.320

Dobitnici / Gainers

	Symbol	Closing price	% Change	Open	Max	Min	No of Trades	Volume	Volume RSD
Institut za strane jezike a.d. Beograd	INSJ	10.000	24,84%	10.000	10.000	10.000	1	11	110.000

Gubitnici / Decliners

	Symbol	Closing price	% Change	Open	Max	Min	No of Trades	Volume	Volume RSD
Aerodrom Nikola Tesla a.d. Beograd	AERO	830	-2,35%	830	830	830	3	3	2.490
Messer Tehnogas a.d. Beograd	TGAS	12.000	-0,83%	12.000	12.000	12.000	1	3	36.000

AKCIJE / SHARES - MTP

Najtrgovanije HOV / Most Active

	Symbol	Closing price	% Change	Bid (Volume)	Ask (Volume)	No of Trades	Volume	Volume RSD
Telefonkabl a.d. Beograd	TLKB	10.000	0,00%	10000	10000	10000	1	2

Dobitnici / Gainers

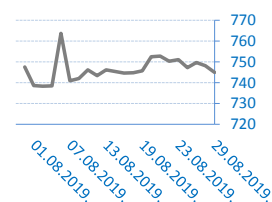
	Symbol	Closing price	% Change	Bid (Volume)	Ask (Volume)	No of Trades	Volume	Volume RSD
--	--------	---------------	----------	--------------	--------------	--------------	--------	------------

Gubitnici / Decliners

	Symbol	Closing price	% Change	Bid (Volume)	Ask (Volume)	No of Trades	Volume	Volume RSD
--	--------	---------------	----------	--------------	--------------	--------------	--------	------------

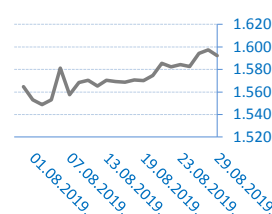
BELEX15

Vrednost / Value	744,89
Promena / Change	-3,32
%	-0,44%



BELEXline

Vrednost / Value	1.592,12
Promena / Change	-5,12
%	-0,32%



Kontakti / Contacts:

Srđan Tomašević

srđjan.tomasevic@erstebank.rs
Trgovanje / Trading
011/220 9116

Aleksandar Zarić

aleksandar.zaric@erstebank.rs
Prodaja / Sales
011/220 9198

Aleksandra Parčetić

aleksandra.parcetic@erstebank.rs
Brokersko poslovanje / Brokerage
011/220 9159

Vladimir Vulević

vladimir.vulevic@erstebank.rs
Podrška i Razvoj / Support and Development
011 / 201 50 50

Nenad Đurović

nenad.djurovic@erstebank.rs
Trgovanje / Trading
011/ 220 9115

Dušan Stević

dusan.stevic@erstebank.rs
Prodaja / Sales
011/220 9118

Danijela Stojanović

danijela.stojanovic@erstebank.rs
Prodaja / Sales
011/ 220 9132

Marija Đorđević

marija.djordjevic@erstebank.rs
Brokersko poslovanje / Brokerage
011/220 9110

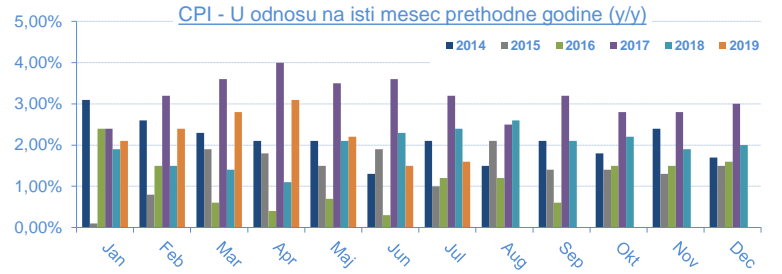
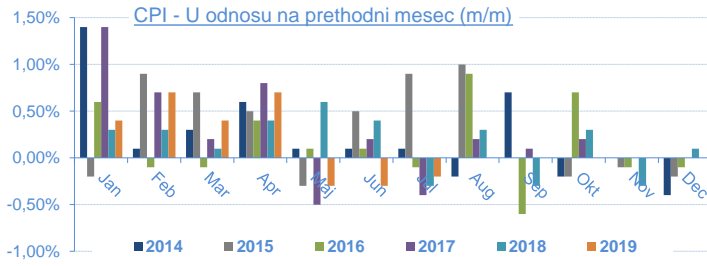
Izveštaj sačinio / Prepared by: Sektor sredstava / Treasury division

Informacije i cene iz ovog pregleda dobijene su iz izvora za koje verujemo da su pouzdani ali ne garantujemo njihovu tačnost i potpunost. Navedene informacije su važeće samo u trenutku njihovog sastavljanja a objavljuju se u ciju opšteg informisanja, pri čemu ne predstavljaju bilo kakav oblik investicionog saveta niti preporuke za investiranje niti na bilo koji način obavezuju Erste Bank ad Novi Sad u pogledu odgovornosti za štetu nastalu upotrebom informacija iz ovog pregleda.

The information and prices in this review are obtained from sources that we believe are reliable, but we do not guarantee their accuracy and completeness. The mentioned information is valid only at the time of their compilation and are published in the general information, whereby they do not represent any form of investment advice or recommendations for investing or in any way obligate Erste Bank ad Novi Sad in respect of liability for damages arising from the use of information referred to in of this review.

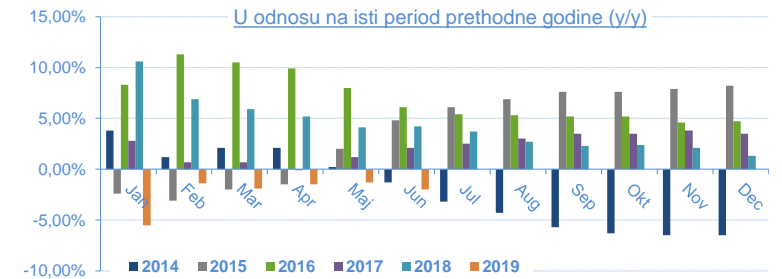
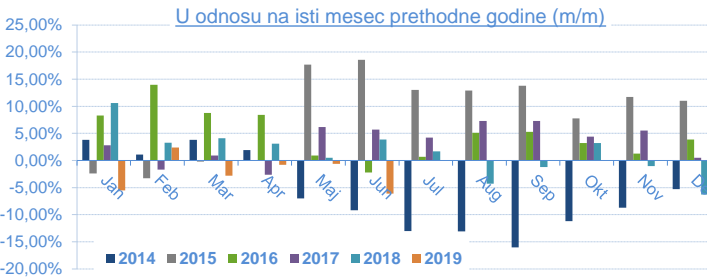
Indeks potrošačkih cena (Consumer Price Index - CPI) / 2018

	Jan	Feb	Mar	Apr	Maj	Jun	Jul	Aug	Sep	Okt	Nov	Dec
U odnosu na prethodni mesec (m/m)	0,40%	0,70%	0,40%	0,70%	-0,30%	-0,30%	-0,20%					
U odnosu na isti mesec 2018. (y/y)	2,10%	2,40%	2,80%	3,10%	2,20%	1,50%	1,60%					
U odnosu na decembar 2018.		1,10%	1,50%	2,30%	2,00%	1,70%	1,50%					
Datum objavljivanja / Published date	22.02.19	12.03.19	12.04.19	13.05.19	12.06.19	12.07.19	12.08.19					



INDUSTRIJSKA PROIZVODNJA / Industrial production / 2019

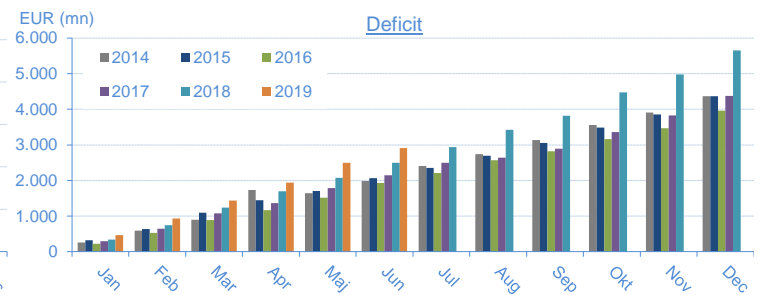
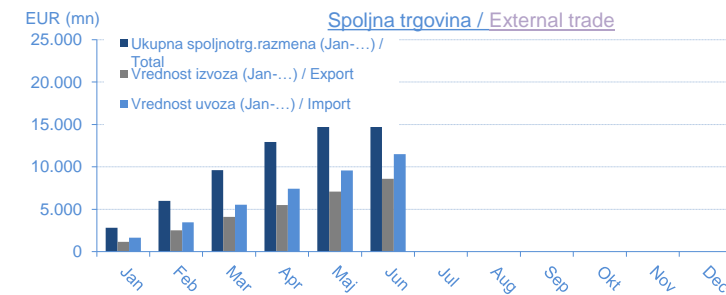
	Jan	Feb	Mar	Apr	Maj	Jun	Jul	Aug	Sep	Okt	Nov	Dec
U odnosu na isti mesec 2018 (m/m)	-5,50%	2,40%	-2,80%	-0,80%	-0,60%	-6,10%						
U odnosu na isti period 2018 (jan-...) (y/y)	-5,50%	-1,40%	-1,90%	-1,50%								
U odnosu na prosek 2018	-12,20%	-7,40%	2,30%	-4,40%	1,10%	-2,50%						
Datum objavljivanja / Published date	28.02.19	29.03.19	30.04.19	31.05.19	28.06.19	31.07.19						



SPOLJNOTRGOVINSKA ROBNA RAZMENA / External Trade / 2019

* u eur mln

Mesec/Month	Jan	Feb	Mar	Apr	Maj	Jun	Jul	Aug	Sep	Okt	Nov	Dec
Ukupna spoljnotrg.razmena (Jan-...) / Total	2.840,40	6.015,80	9.626,40	12.958,60	16.675,50	20.077,90						
Promena / Yearly change	7,80%	9,80%	8,10%	8,30%	9,70%	8,00%						
Vrednost izvoza (Jan-...) / Export	1.186,90	2.539,90	4.092,80	5.510,50	7.087,40	8.584,20						
Promena / Yearly change	3,00%	7,10%	6,90%	7,30%	8,30%	6,70%						
Vrednost uvoza (Jan-...) / Import	1.653,50	3.475,90	5.533,60	7.448,10	9.588,10	11.493,70						
Promena / Yearly change	11,50%	11,70%	9,00%	9,00%	10,80%	9,10%						
Deficit (jan-...)	466,70	936,00	1.440,80	1.937,70	2.500,70	2.909,50						
Promena / Yearly change	40,90%	26,50%	15,60%	14,20%	18,80%	17,00%						
Pokrivenost uvoza izvozom (Export/Import ratio)	71,80%	73,10%	74,00%	74,00%	73,90%	74,70%						
Datum objavljivanja / Published date	12.03.19	29.03.19	30.04.19	31.05.19	28.06.19	31.07.19						



BUDŽETSKI BALANS / Budget balance

* u rsd mln

Budžetski balans u 2018.	32.183,97
January 2019	23.620,61
February 2019	-1.429,81
March 2019	-6.363,12
April 2019	-10.322,94
May 2019	2.776,26
June 2019	13.189,82
July 2019	
August 2019	
September 2019	
October 2019	
November 2019	
December 2019	
Budžetski balans u 2019. / Total 2019	21.470,82
Planirani deficit u 2019. / Planned	-3.344,12
Ostvarenje plana / Realisation	
Datum ažuriranja / Published date	05.08.19

